


# **THRUSTMASTER®**

## T-LCM Refresh kit

---

### Assembly instructions





Take care to follow the instructions carefully and retain all small parts (screws, springs, etc.) when disassembly.

Once the product has been opened, take the opportunity to remove any accumulated dust and dirt with a soft cloth or compressed air (at low pressure).




## Summary

1. Tools .....	3
2. Content .....	3
3. Disassembly.....	4
a. Pedals heads.....	4
b. Covers .....	5
4. Springs.....	5
5. Reassembly .....	6
a. Covers .....	6
b. Pedals heads.....	7

## 1. Tools




Phillips screwdriver S2 PH1	
Hexagonal key H2.5	

## 2. Content

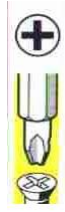


Clutch spring (Higher hardness)	
Accelerator spring (Lower hardness)	
Set of spacers (For brake pedal)	

### 3. Disassembly


#### a. Pedals heads

Step	Action	Illustration
1.	Unscrew the 6 screws from the pedal heads.	
	<u>Tools:</u>  H2.5 	
2.	Remove the pedal heads.	

## b. Covers

Step	Action	Illustration
1.	<p>Unscrew the 14 screws from the underside of the T-LCM pedal set.</p> <p><u>Tools:</u></p> <p><b>S2 PH1</b></p> 	
2.	<p>Disassemble the 2 covers.</p>	

## 4. Springs

Step	Action	Illustration
1.	<p>Remove the old clutch spring and replace by the new one. (Take care to use the spring with same hardness as the old one).</p>	



2.

Remove the old gas spring and replace by the new one (Take care to use the spring with same hardness as the old one).





## 5. Reassembly

### a. Covers

Step	Action	Illustration
1.	<p>Tighten the 14 screws at the rear of the T-LCM.</p> <p><b>S2 PH1</b></p> 	

## b. Pedals heads

Step	Action	Illustration
2.	Tighten the 6 screws on the pedal heads.	
	<u>Tools:</u>  H2.5 	

**For brake adjustment and spacers replacement**, please refer to T-LCM Pedals User manual available on dedicated support website:

<https://support.thrustmaster.com/en/product/t-lcm-pedals-en/>

[https://ts.thrustmaster.com/download/accessories/Manuals/T\\_LCM/T-LCM\\_Pedals\\_User\\_Manual.pdf](https://ts.thrustmaster.com/download/accessories/Manuals/T_LCM/T-LCM_Pedals_User_Manual.pdf)