

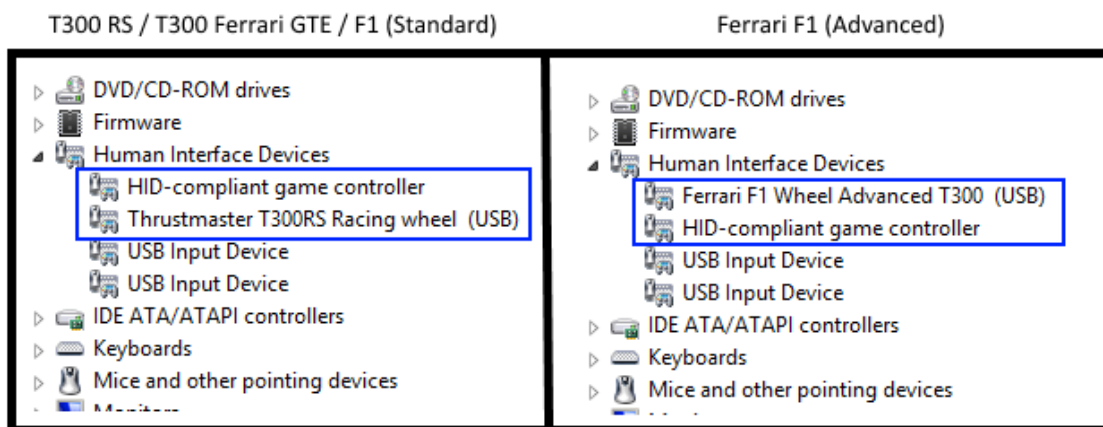
How can I verify the T300 RS / T300 Ferrari GTE is correctly installed on my computer?

First, ensure the USB selector switch on the T300 RS base is set to **PS3**. PS4 PS3

Once connected and installed using the latest driver, the wheel should normally be enumerated under **Device Manager**.

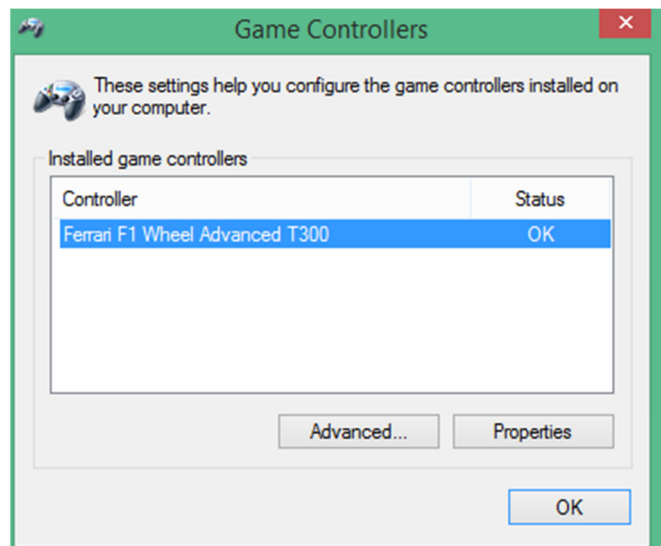
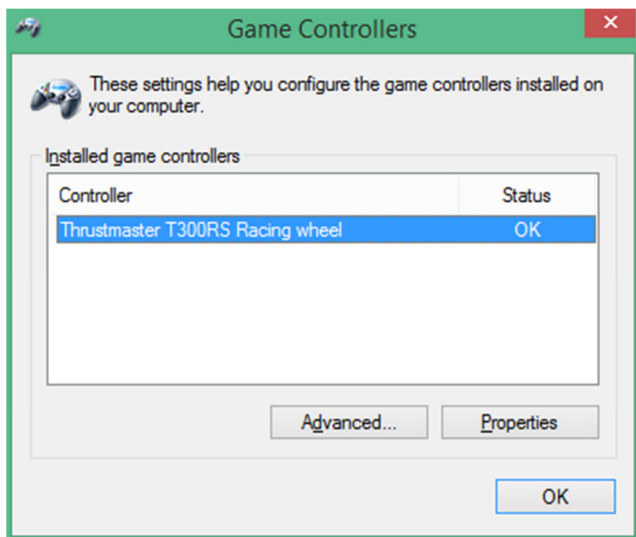
- [How to access Device Manager in Windows 10](#)
- [How to access Device Manager in Windows 8.1](#)
- [How to access Device Manager in Windows 7](#)

The different components should be present under **Human Interface Device**:

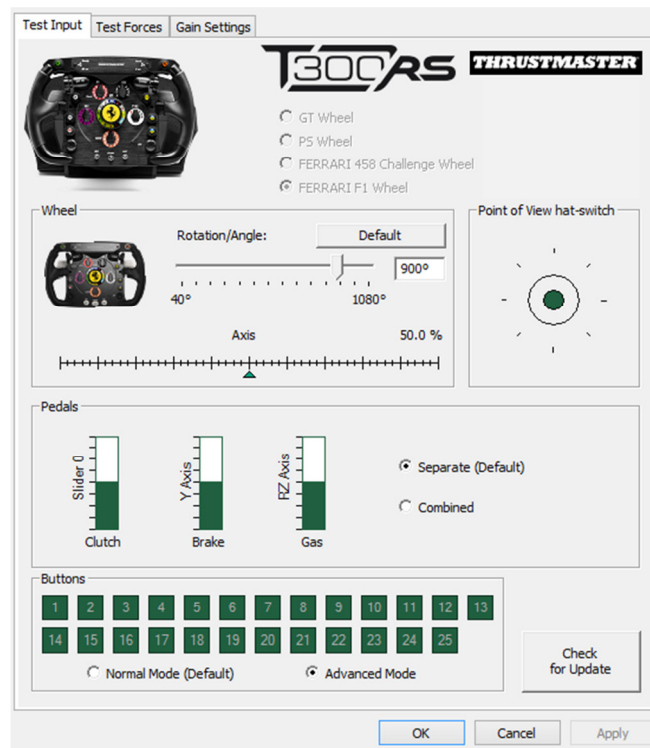




The wheel will also become available in Windows **Game Controller**.

Start > All Programs>Thrustmaster>FFB Racing wheel> Control Panel.



Click on **Properties** to access the dedicated control panel, allowing you to configure the wheel:



The top right corner of the Control Panel displays the information relative to your wheel and the drivers currently installed. Be sure to have this information at hand if you ever need to contact our technical support,



(Image given as reference; may not reflect the current state of your wheel)