

How can I verify the T.Flight Rudder Pedals Pedal set is correctly installed on my computer?

Once connected to the computer using the **T.RJ12 USB adapter** and installed using the latest driver, the pedal set should normally be enumerated under **Device Manager**.

- [How to access Device Manager in Windows 10](#)
- [How to access Device Manager in Windows 8 / 8.1](#)
- [How to access Device Manager in Windows 7 / Vista](#)

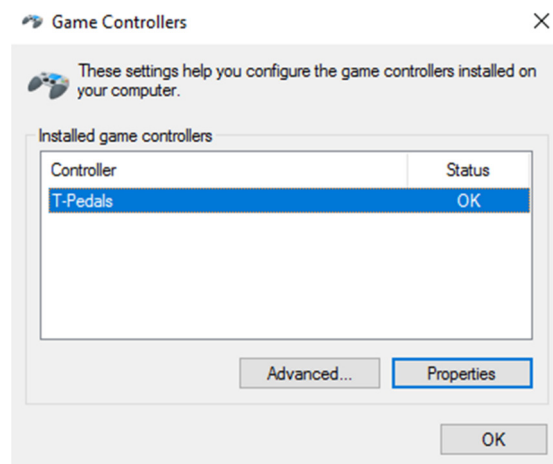
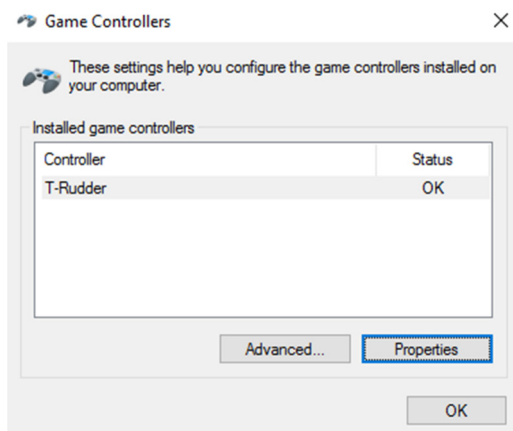
The different components should be present under **Human Interface Device**:



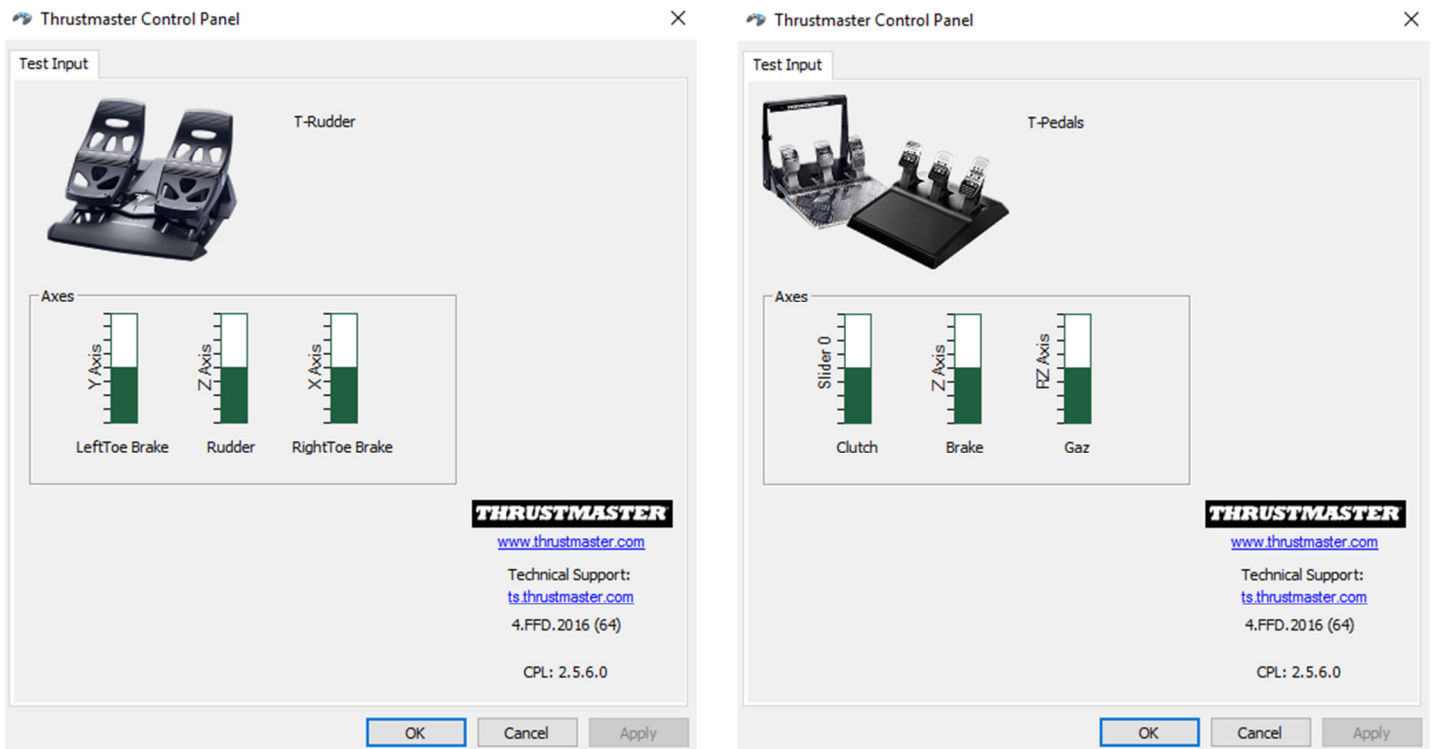
The pedal set will also become available in Windows **Game Controller**:

- **Start/All Apps/Thrustmaster/Control Panel.** (Windows 10/ 8.1 /8)
- **Start/All Programs/Thrustmaster/Force Feedback driver/Control Panel.** (Windows 7/ Vista)

According to the position of the switch on the T.RJ12 USB adapter, the pedal set will be enumerated differently:



Click on **Properties** to access the dedicated control panel:



The bottom right corner of the Control Panel displays the information relative to your pedal set and the drivers currently installed. Be sure to have this information at hand if you ever need to contact our technical support,



(Image given as reference; may not reflect the current state of your pedal set)