

Thrustmaster Y-350X 7.1 *POWERED* gaming headset



FAQ 1: Is my Y-350X headset compatible with the Xbox One S?

The Y-350X headset is compatible with the Xbox One and Xbox One S consoles.

FAQ 2: Is my Y-350X headset compatible with my controller?

The Y-350X headset is compatible with the Xbox One controller.

If you are using another controller, you can connect your headset directly to it if your controller features a 3.5 mm audio output jack. However, in that case you will not be able to take advantage of the control function and the 7.1 function of your Y Sound Commander.

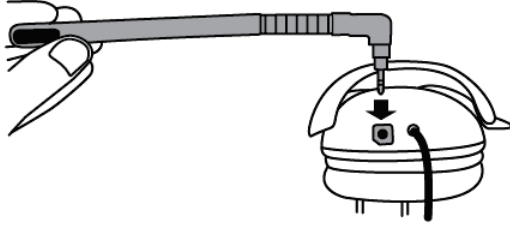
FAQ 3: How do I power off the Y Sound Commander?

In order to power off the Y Sound Commander and preserve its battery power, power off the Xbox One controller by pressing the Xbox button.

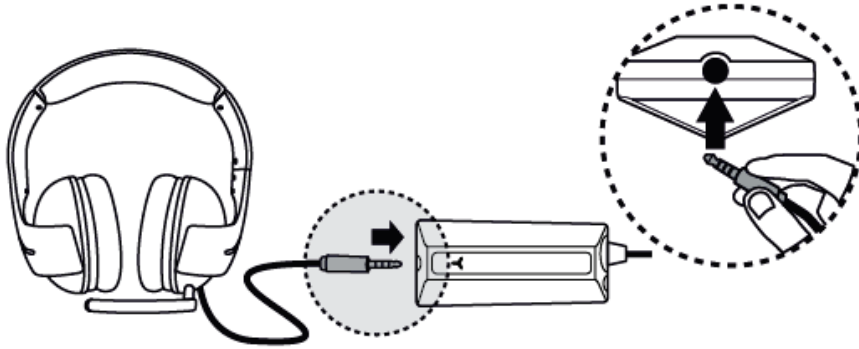
Note: If you are using the Xbox One Play & Charge Kit for the Xbox One controller, you must disconnect the Y Sound Commander from the controller in order to completely power off the Y Sound Commander.

FAQ 4: The microphone isn't working. What should I do?

1. Make sure that your microphone is properly connected to the headset.



2. Make sure that the headset is properly connected to the Y Power Pack.



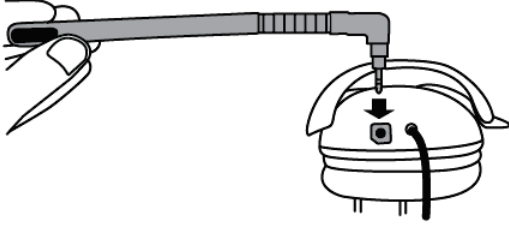
3. Make sure that the microphone LED is lit up (in green) on the Y Sound Commander.



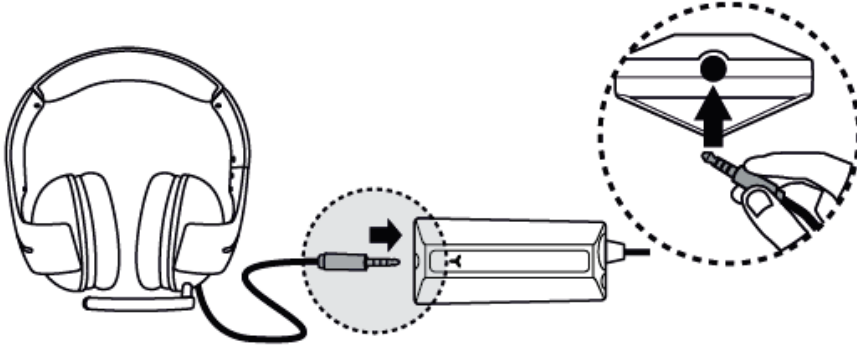
If the microphone still isn't working: disconnect the Y Sound Commander from the Xbox One controller, and then connect it again.

FAQ 5: The audio isn't working. What should I do?


1. Make sure that your microphone is properly connected to the headset.



2. Make sure that the headset is properly connected to the Y Power Pack.



3. Make sure that the Y Sound Commander is properly connected to the Xbox One controller.



The LEDs on the Y Sound Commander control panel should be lit up (the number of LEDs that are lit up indicates the volume level).



4. Make sure that the Xbox One controller is powered on, and paired with the console.
5. Make sure that your Xbox One controller is up to date: <http://support-origin.xbox.com/en-US/xbox-one/accessories/update-controller-for-stereo-headset-adapter>

If the audio still isn't working: disconnect the Y Sound Commander from the Xbox One controller. Power off your controller and then power it back on again, and reconnect the Y Sound Commander to the controller.